

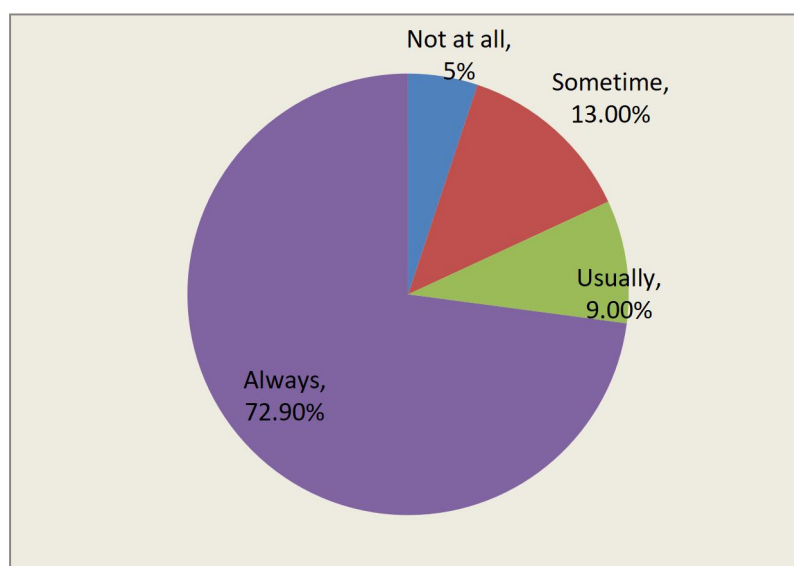
P.N.G. GOVT. P.G. COLLEGE RAMNAGAR, NAINITAL

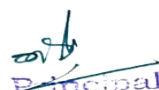
STUDENTS FEEDBACK SURVEY (2020-21)

In P.N.G. Govt. P.G. College Ramnagar, Nainital students feedback survey had been conducted by the department of Psychology for the session 2020-2021. This survey aimed to assess student's feedback upon various aspects of day-to-day teaching learning environment in the college. Data collection was done with the help of a self-structured questionnaire. The questionnaire gathered data about the feedback of 554 students towards their relationship with teachers, teacher-taught relations, classmate's behaviour, freedom of self-expression, mutual understanding between teachers and classmates. The questionnaire contained 25 items. Item- wise findings of the study are as follows:

1. My teacher makes me feel that he/she cares about me.

	Not at all	Sometimes	Usually	Always
Percentage	5.1%	13%	9%	72.9%



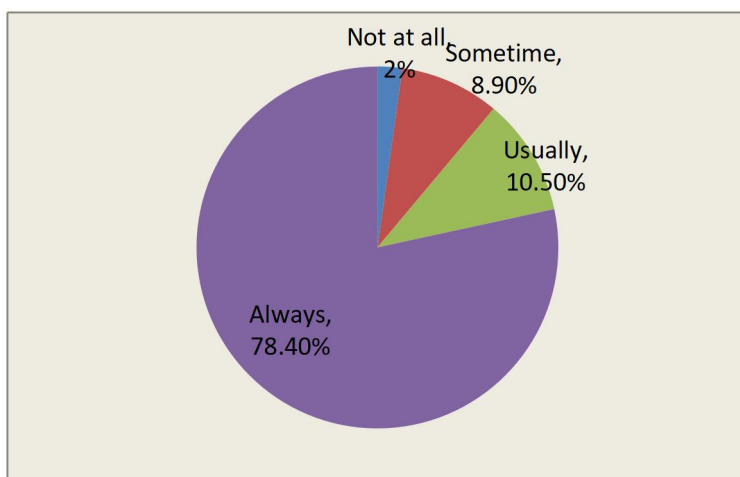

Principal
P.N.G. Govt. P.G. College
Ramnagar (Nainital)

P.N.G. GOVT. P.G. COLLEGE RAMNAGAR, NAINITAL

STUDENTS FEEDBACK SURVEY (2020-21)

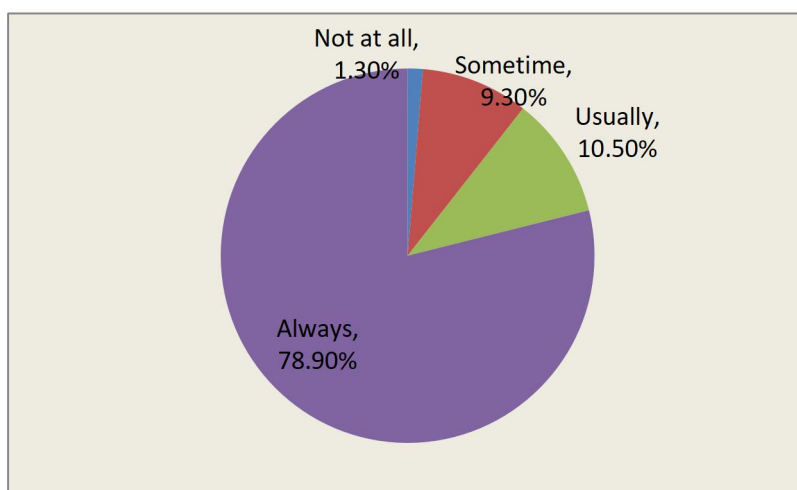
2. My teacher encourages me to do my best.


	Not at all	Sometimes	Usually	Always
Percentage	2.2%	8.9%	10.5%	78.4%



3. My teacher is helpful when I ask questions.

	Not at all	Sometimes	Usually	Always
Percentage	1.3%	9.3%	10.5%	78.9%



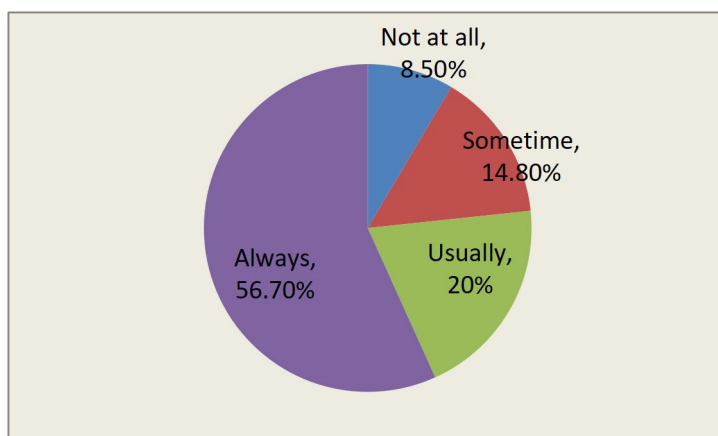

 Principal
 P.N.G. Govt. P.G. College
 Ramnagar (Nainital)

P.N.G. GOVT. P.G. COLLEGE RAMNAGAR, NAINITAL

STUDENTS FEEDBACK SURVEY (2020-21)

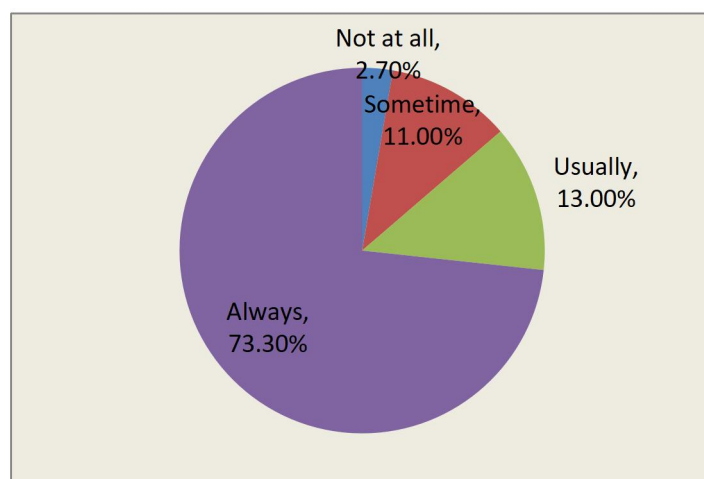
4. Our class stays busy and does not waste time.


	Not at all	Sometimes	Usually	Always
Percentage	8.5%	14.8%	19.9%	56.8%



5. My teacher's classroom rules and ways of doing things are fair.

	Not at all	Sometimes	Usually	Always
Percentage	2.7%	11%	13%	73.3%



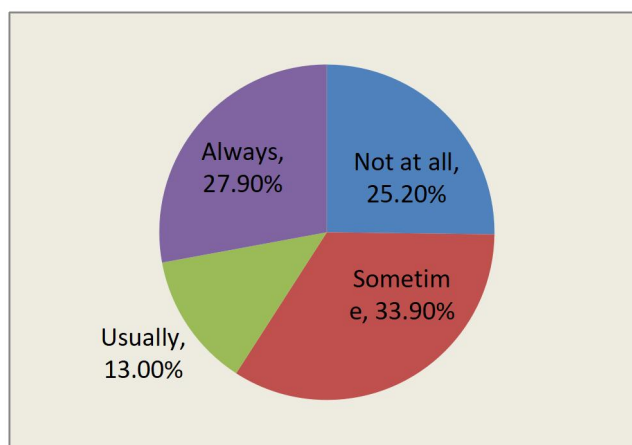

 Principal
 P.N.G. Govt. P.G. College
 Ramnagar (Nainital)

P.N.G. GOVT. P.G. COLLEGE RAMNAGAR, NAINITAL

STUDENTS FEEDBACK SURVEY (2020-21)

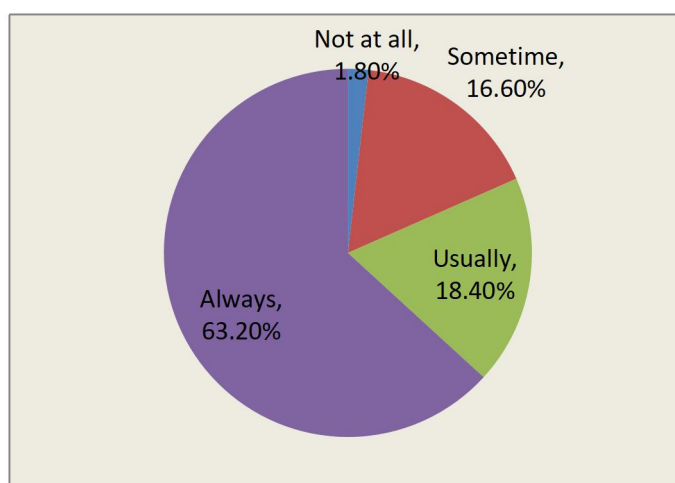
6. My classmates' misbehaviour slows down the learning process.

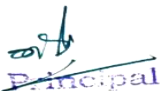
	Not at all	Sometimes	Usually	Always
Percentage	25.2%	33.9%	13%	27.9%



7. My classmates and I know what we should be doing and learning.

	Not at all	Sometimes	Usually	Always
Percentage	1.8%	16.6%	18.4%	63.2%



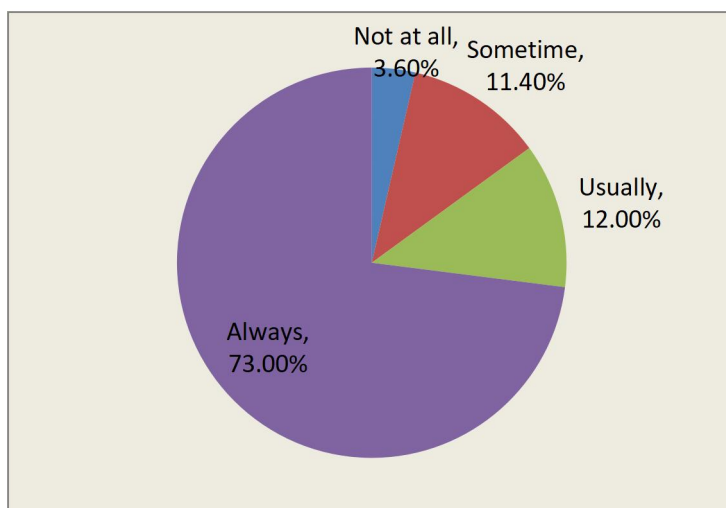

Principal
P.N.G. Govt. P.G. College
Ramnagar (Nainital)

P.N.G. GOVT. P.G. COLLEGE RAMNAGAR, NAINITAL

STUDENTS FEEDBACK SURVEY (2020-21)

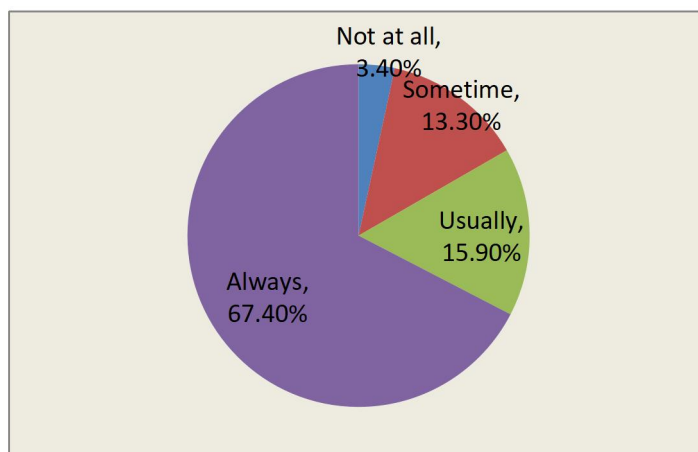
8. My teacher checks to make sure we understand what he/she is teaching us.


	Not at all	Sometimes	Usually	Always
Percentage	3.6%	11.4%	12%	73%



9. My teacher explains another way if you don't understand something.

	Not at all	Sometimes	Usually	Always
Percentage	3.4%	13.3%	15.9%	67.4%



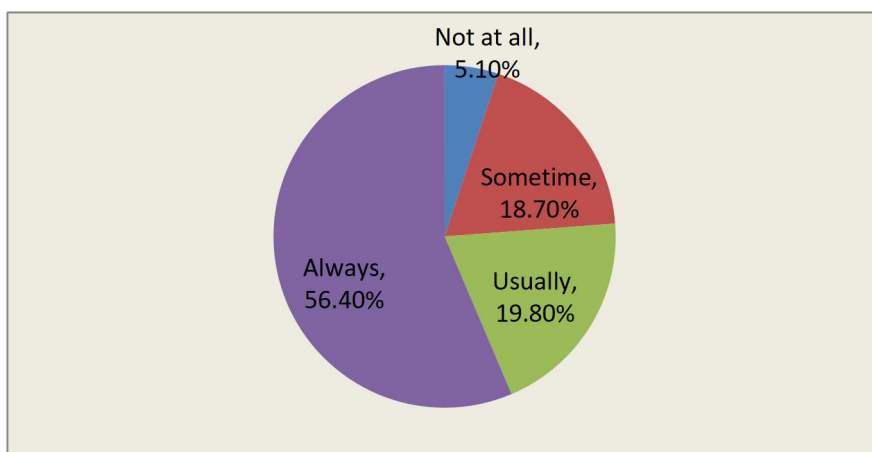

 Principal
 P.N.G. Govt. P.G. College
 Ramnagar (Nainital)

P.N.G. GOVT. P.G. COLLEGE RAMNAGAR, NAINITAL

STUDENTS FEEDBACK SURVEY (2020-21)

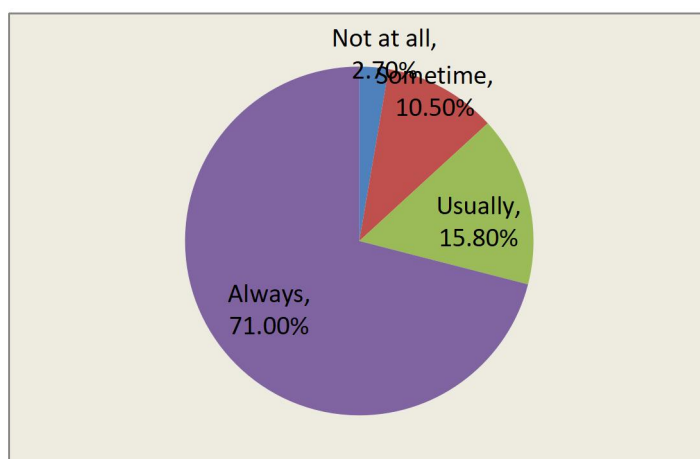
10. My teacher takes time to summarize what we learn each day


	Not at all	Sometimes	Usually	Always
Percentage	5.1%	18.7%	19.8%	56.4%



11. My teacher helps me when I need it or don't understand something.

	Not at all	Sometimes	Usually	Always
Percentage	2.7%	10.5%	15.8%	71%



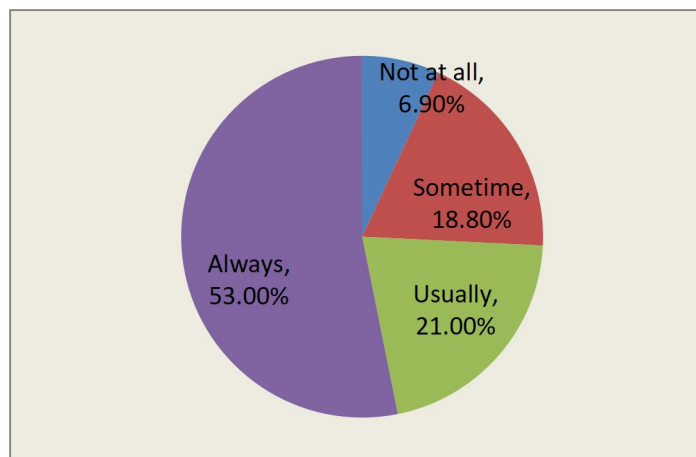

 Principal
 P.N.G. Govt. P.G. College
 Ramnagar (Nainital)

P.N.G. GOVT. P.G. COLLEGE RAMNAGAR, NAINITAL

STUDENTS FEEDBACK SURVEY (2020-21)

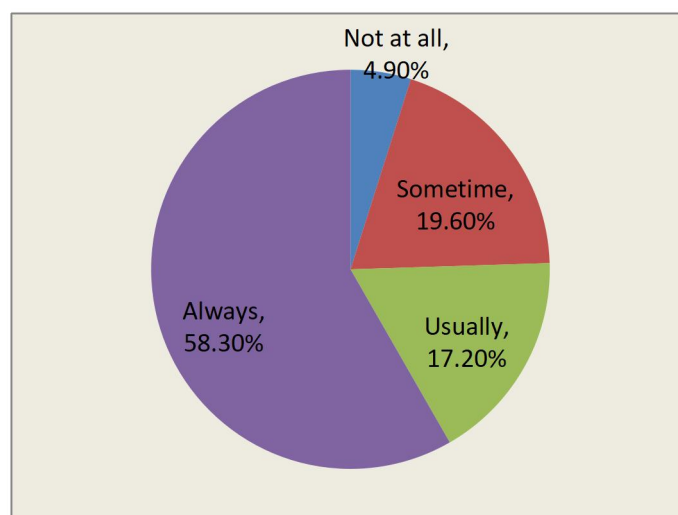
12. My teacher accepts nothing less than our full effort.


	Not at all	Sometimes	Usually	Always
Percentage	6.9%	18.8%	21%	53.3%



13. My teacher knows when I work hard and am doing my best.

	Not at all	Sometimes	Usually	Always
Percentage	4.9%	19.6%	17.2%	58.3%



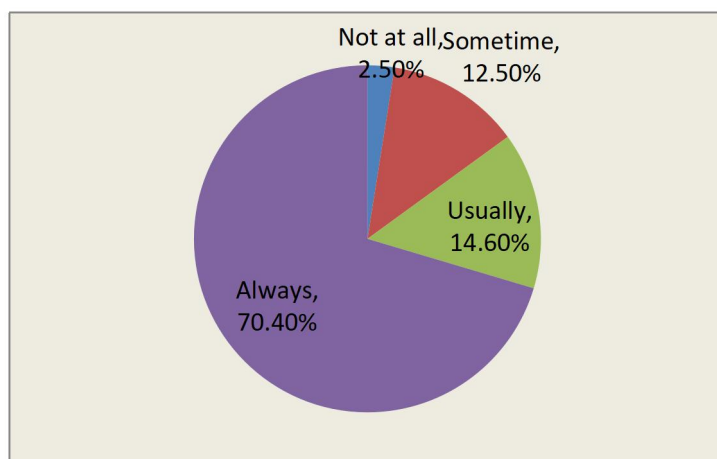

 Principal
 P.N.G. Govt. P.G. College
 Ramnagar (Nainital)

P.N.G. GOVT. P.G. COLLEGE RAMNAGAR, NAINITAL

STUDENTS FEEDBACK SURVEY (2020-21)

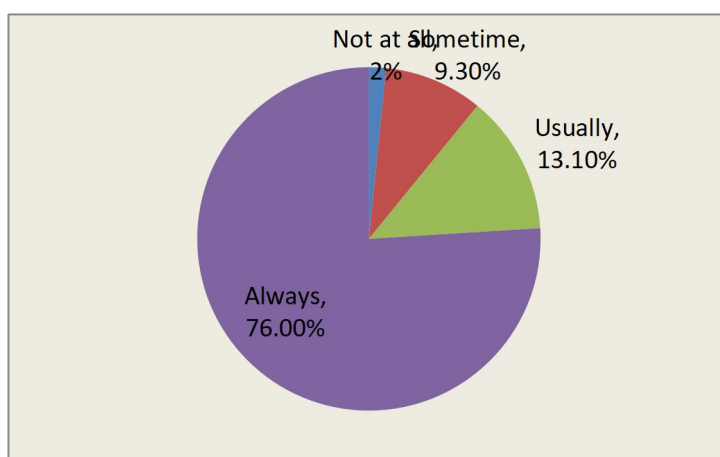
14. We learn to correct our mistakes.

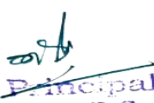
	Not at all	Sometimes	Usually	Always
Percentage	2.5%	12.5%	14.6%	70.4%



15. My teacher wants us to improve our thinking skills.

	Not at all	Sometimes	Usually	Always
Percentage	1.6%	9.3%	13.1%	76%



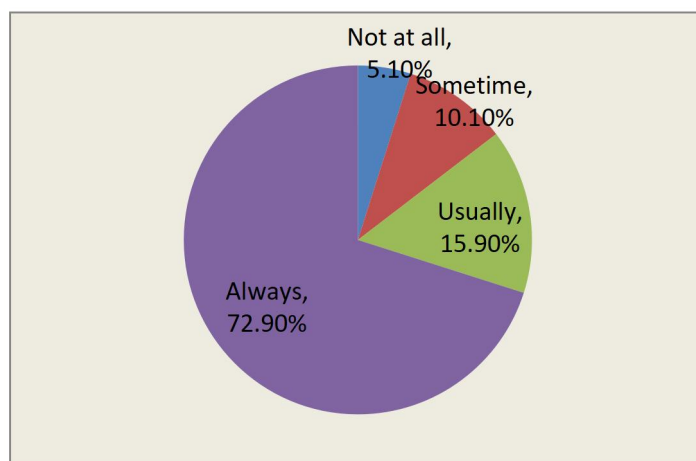

Principal
P.N.G. Govt. P.G. College
Ramnagar (Nainital)

P.N.G. GOVT. P.G. COLLEGE RAMNAGAR, NAINITAL

STUDENTS FEEDBACK SURVEY (2020-21)

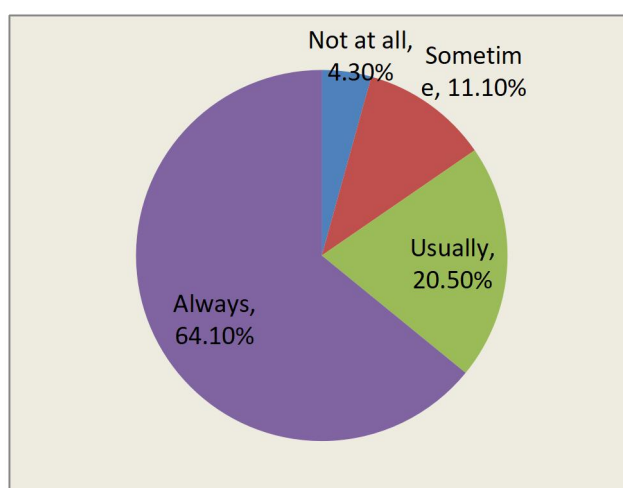
16. My teacher wants me to explain my thinking.


	Not at all	Sometimes	Usually	Always
Percentage	5.1%	10.1%	15.9%	68.9%



17. We learn a lot almost every day.

	Not at all	Sometimes	Usually	Always
Percentage	4.3%	11.1%	20.5%	64.1%



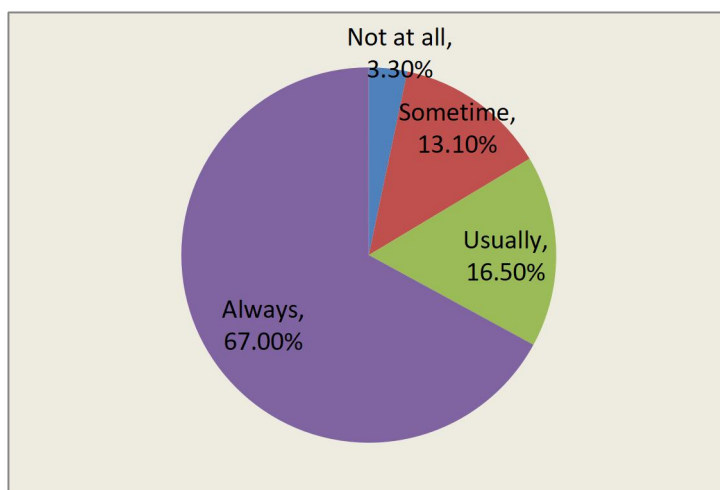

 Principal
 P.N.G. Govt. P.G. College
 Ramnagar (Nainital)

P.N.G. GOVT. P.G. COLLEGE RAMNAGAR, NAINITAL

STUDENTS FEEDBACK SURVEY (2020-21)

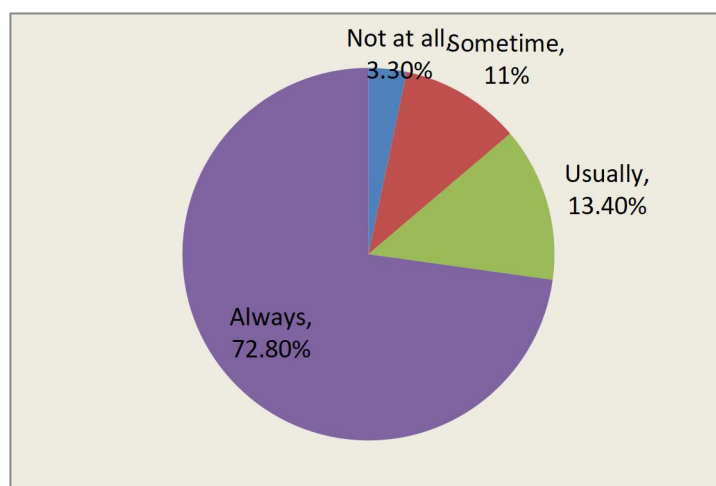
18. My teacher tells us what we are learning and why.


	Not at all	Sometimes	Usually	Always
Percentage	3.3%	13.1%	16.5%	67.1%



19. My teacher helps us set goals for our learning and keep track of our progress.

	Not at all	Sometimes	Usually	Always
Percentage	3.3%	10.5%	13.4%	72.8%



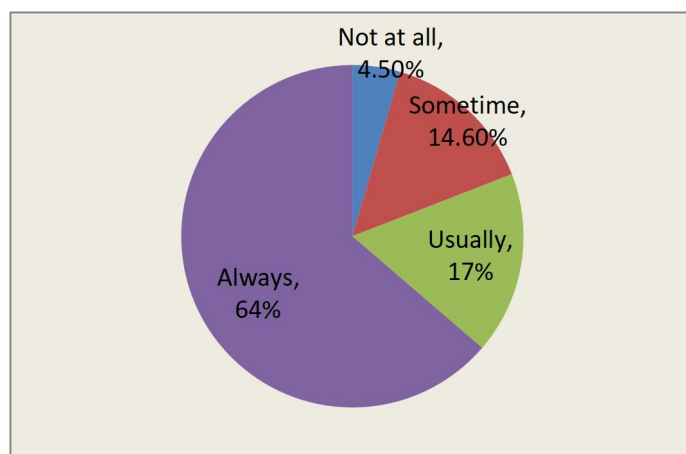

 Principal
 P.N.G. Govt. P.G. College
 Ramnagar (Nainital)

P.N.G. GOVT. P.G. COLLEGE RAMNAGAR, NAINITAL

STUDENTS FEEDBACK SURVEY (2020-21)

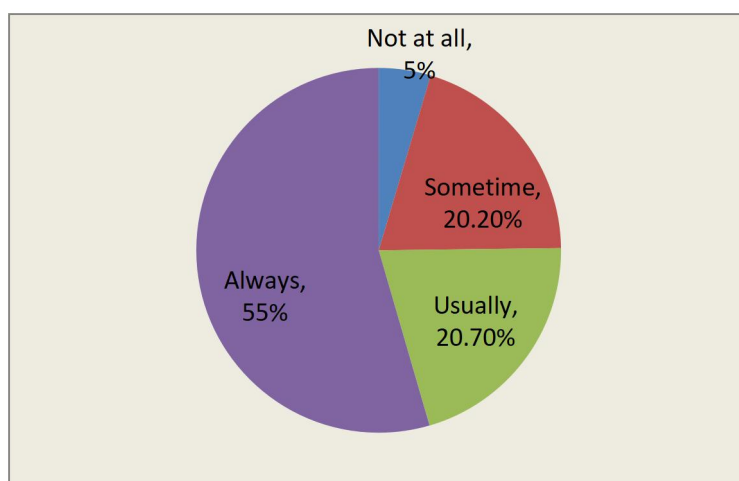
20. My teacher makes school work interesting.


	Not at all	Sometimes	Usually	Always
Percentage	4.5%	14.6%	17.2%	63.7%



21. We get choices in how to complete activities.

	Not at all	Sometimes	Usually	Always
Percentage	4.6%	20.2%	20.7%	54.5%



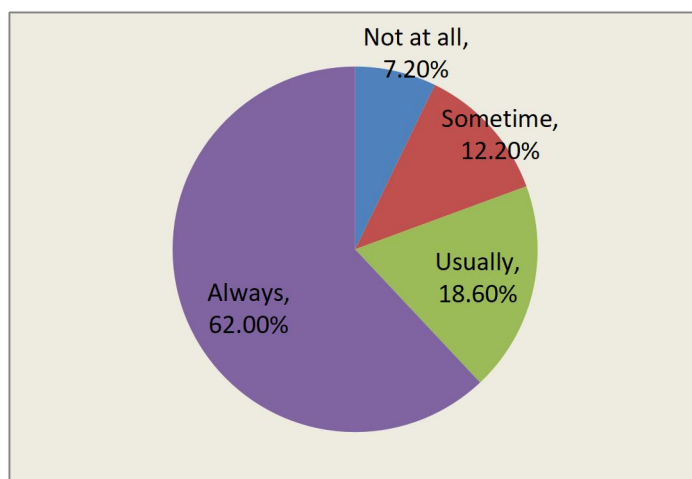

 Principal
 P.N.G. Govt. P.G. College
 Ramnagar (Nainital)

P.N.G. GOVT. P.G. COLLEGE RAMNAGAR, NAINITAL

STUDENTS FEEDBACK SURVEY (2020-21)

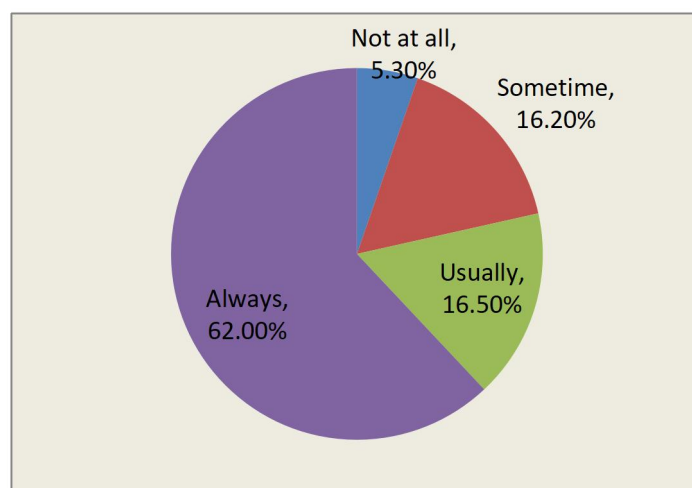
22. My teacher makes me work hard so I learn what I need to know.


	Not at all	Sometimes	Usually	Always
Percentage	7.2%	12.2%	18.6%	62%



23. My teacher assigns homework that helps me learn.

	Not at all	Sometimes	Usually	Always
Percentage	5.3%	16.2%	16.5%	62%



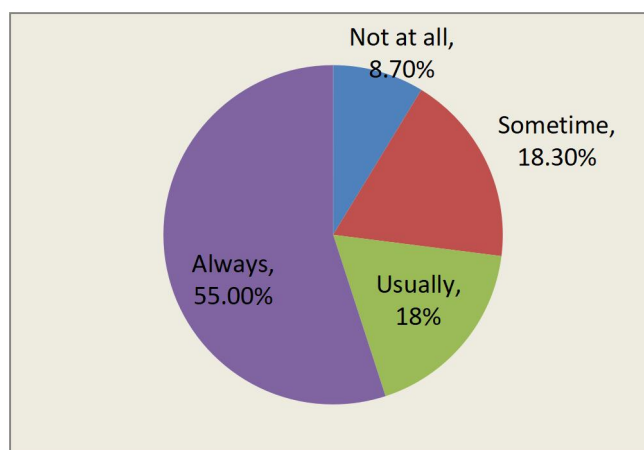

 Principal
 P.N.G. Govt. P.G. College
 Ramnagar (Nainital)

P.N.G. GOVT. P.G. COLLEGE RAMNAGAR, NAINITAL

STUDENTS FEEDBACK SURVEY (2020-21)

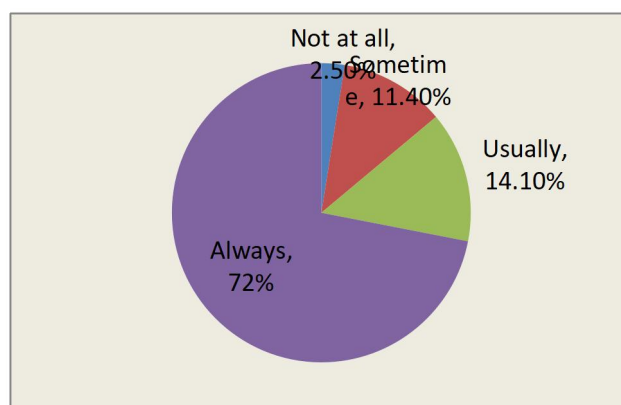
24. When my teacher marks my work, he/she writes on my papers to help me understand.


	Not at all	Sometimes	Usually	Always
Percentage	8.7%	18.3%	18%	55%



25. The comments that I get on my work help me understand how to do my work better.

	Not at all	Sometimes	Usually	Always
Percentage	2.5%	11.4%	14.1%	72%





Principal
P.N.G. Govt. P.G. College
Ramnagar (Nainital)

P.N.G. GOVT. P.G. COLLEGE RAMNAGAR, NAINITAL

STUDENTS FEEDBACK SURVEY (2020-21)

The above result shows that the students feel satisfied in the context of teacher's behaviour towards them. They found their teachers caring, helping, and encouraging. Their teachers explain the terms in more detail to understand. They provide them opportunity of self-expression in classroom environment. Fair rules followed by teachers for all students in the assessment process. Teachers provide choices in the ways to complete assignments and other activities assigned to them. Students have also found their classmates behaviour cooperative and friendly. Overall feedback of students about teaching faculty and classroom environment was friendly and positive. They have expressed faith in the ability of their teachers and learning environment for the enhancement of their abilities. It would help them to grow in their life and careers.



Principal
P.N.G. Govt. P.G. College
Ramnagar (Nainital)